

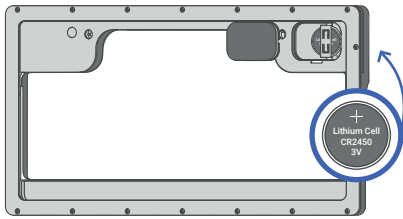
Welcome to DigiTag

INSTANT HASSLE FREE DIGITAL DMV



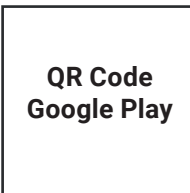
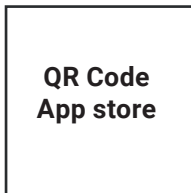
This is a quick guide on how to prepare your DigiTag, register your account, install DigiTag on your vehicle, and start using it.

DigiTag Preparation:



Check the DigiTag frame to ensure CR2450 battery is in place (+ facing up). Locate the battery compartment on the right back side of the frame.

Account registration:



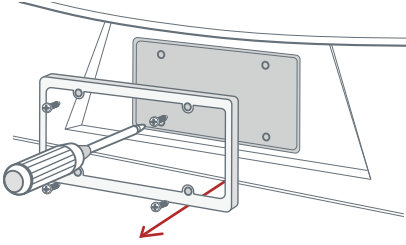
1. Download the DigiTag app from the Apple Store or Play Store. Also, you can use links on www.DigiTag.app.
2. Open the app and go to the Sign Up option on the main page.
3. Provide all the necessary data to complete the registration process.
4. After registering, please note that it may take 1-2 business days for your info to be verified by the DMV.

DMV Verification:

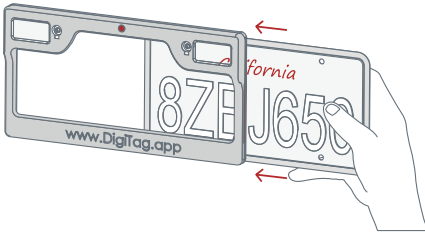
Once your information is successfully verified by the DMV, you will receive a notification via email.

Use your credentials to log in to the DigiTag app.


DigiTag Installation:



1. Remove the license plate and original frame from your vehicle. Using an appropriate screwdriver, turn the screws counter clockwise to remove the screws holding the current frame in place. Keep the screws in a safe place. Set aside the old frame and plate.




2. Align the DigiTag with the license plate, matching the pre-drilled holes on the bumper/trunk of your vehicle.



3. Attach the DigiTag to the car using either the screws you previously removed or then closed screws. Turn the screws clockwise to secure the DigiTag firmly.

Start using the DigiTag. Screen Update:



1. Ensure that the Bluetooth on your mobile device is enabled and that you are within approximately 10 feet of your vehicle with the installed DigiTag. Press and hold the red button on the DigiTag for 2-3 seconds.

4. Congratulations! Your DigiTag installation is complete, and your screens are updated.



2. In the DigiTag app, the CONNECT button should become enabled. Tap on the CONNECT button.

3. Your vehicle information should populate on the DigiTag screens, mirroring the information from the app.